



## Features

- Patented detectable warning products, manufactured in the USA by ISO 9001:2008 Certified companies
- Patented Skid Resistant Dome Design And Durable Textured Surfaces
- Reliable pedestrian tactile detection, for concrete, asphalt and flooring applications
- Quickly embedded in fresh concrete or asphalt, patented securement systems that do not require weights to hold them in place during cure periods
- Compliant with the American Disabilities Act (ADA), ADA Accessibility Guidelines (ADAAG), Federal Highway Administration and as mandated by the U.S. Department of Justice (DOJ)

- Removable/Replaceable/Upgradeable

ADA Compliant Detectable Warning Products  
Stainless & Weathering Steel - Grey & Ductile Iron



**MetaDome, LLC**  
3902 Milwaukee St. #7534  
Madison, WI 53714

Duane Sippola - President  
**(877) 270-3663**

Office: (608) 249-8644    [www.MetaDome.com](http://www.MetaDome.com)  
Fax: (608) 249-8922    Email: [DS@Metadome.com](mailto:DS@Metadome.com)



## ADA Compliant Highly-Durable Warning Products

## MetaDome, LLC

P.O.B 7534  
Madison, WI 53714



**MetaDome, LLC**  
**MetaPanel**  
DETECTABLE WARNINGS

**New & Repair  
Detectable Warning  
Products**

**ADA Compliant  
DOT, City, County and  
State Approved  
Industry Leading  
Highly-Durable  
Pedestrian Safety  
Products**


Made in U.S.A. 

# Advanced Engineering

- Exceeds ASTM Corrosion/Durability Tests
- Commercial-Grade Powder Coat Systems
- UV Stable Specialized Coatings
- Patented Technology, Skid Resistant Ridges
- Engineered For Endurance
- Superior Damage Resistance

## Detectable Warning Materials


- **Stainless Steel** (Superior Performance)
- **HSLA606** (High Strength, Triplex Protected)
- **GVNA60** (Extra Heavy Duplex Protected)
- **CRS653EDP** (Excellent Salt Water Protection)
- **CAST IRON** (Heavy Duty Grey & Ductile Irons)



**Average Wet/Dry Static Coefficient Friction**  
**0.91**

- Dome Sizes**
- 0.90 x 0.45 x 0.20
  - 1.125 x .66 x 0.20
  - 1.37 x 0.84 x 0.20

## Colors - Sizes



### Custom Colors

Width	Standard Lengths			
	12"	24"	36"	60"
24"	12"	24"	36"	60"
36"	12"	24"	36"	60"

Visit our website at [www.metadome.com](http://www.metadome.com)  
Copyright © 2005-2014 MetaDome, LLC Madison, WI

# Detectable Dome Repairs

Repair Existing Warnings With MetaOverlay Systems



*Quick & Easy On Site Repair*

- Upgrade/Change Existing Colors
- Upgrade Rusty Cast Iron Dome Products
- Upgrade Existing Asphalt Sidewalks/Multi Use Paths
- Upgrade Damaged and Non-Compliant Plastic Domes
- Upgrade Existing Geometrically Compliant Ramps




## Patented Cast Iron Plate Assemblies

*Cut In - Surface Mounted - Replaceable/Upgradeable*




## Multiple On Site Configurations



- Assembly Options**
- 12" x 12" - 12" x 24"
  - 12" x 36" - 24" x 36"
  - 24" x 48" - 24" x 60"
  - 36" x 48" - 36" x 60"

Assemble On Site To Desired Size

Made in U.S.A.



# MetaDome, LLC

Toll Free (877) 270-3663 Sales@Metadome.com

Patents: [www.metadome.com/patents](http://www.metadome.com/patents)

# Applications

New Concrete



Directional



Optional Radius



Dome Stamp

New Asphalt



Cast Iron CIP



Cast Iron




HSLA/Stainless

## Existing Asphalt Applications



## Architectural Applications



## MetaDome Brands

- MDMetaPanel® SS - MDMetaPanel® HS - MetaDome 945DW™
- MetaDome™ SS - 945Dome™ - MDRidgeDome™ - CastIronDome™
- MetaCastIron™ - MetaCastDW™ - MetaOverlay™ - DomeOverlay™
- MDAsphalt™ - MDWedgeRadius™ - MDRadius™ - MD945Domes™
- MDMetaStamp™ - MDReplaceable™ - ADAADomes™ - ADA945™